

TS311 Datasheet

TWO-STAGE PRESSURE REGULATOR



Gas
 Liquid
 Diaphragm
 Piston
 Self-Venting
 Non-Venting
 Max Inlet: 414 bar (6,000 psi)
 Max Outlet: 20 bar (290 psi)
 Cv 0.06



INTRODUCING THE TS311...

The TS311 is a two-stage piston-sensed pressure regulator, providing stable pressure control under decaying inlet conditions.

The first stage of the regulator is preset at the factory and locked to prevent alteration. The second stage of the regulator, with a PCTFE seat as standard, can be adjusted by the user between various outlet pressures within the range.

SPECIFICATION

Max. Rated Inlet Pressure	414bar (6,000psi)
Outlet Ranges	Up to 20bar (290psi)
Design Proof Pressure	150% max. working pressure
Seat Leakage	In accordance with ANSI/FCI 70-3
Weight	1.5kg (3.3lbs)

STANDARD MATERIALS OF CONSTRUCTION

PART	MATERIALS
Body and Bonnet	ASTM A479 316/316L Stainless Steel (UNS S31600/S31603)
Main Valve Pin	ASTM A479 316/316L Stainless Steel (UNS S31600/S31603)
Soft Seat	PEEK™ (450G)
	PCTFE (Kel-F)
Valve Spring	Inconel® X750 (UNS N07750)
Piston	ASTM A479 316/316L Stainless Steel (UNS S31600/S31603)
Handwheel	Nylon
O-Ring	FKM/FPM (Viton)
Loading Spring	ASTM A240 301 Stainless Steel (UNS S30100)

Note: Pressure regulator rating may be limited by connection type, Cv and/or seat material. Contact the office for specific pressure or temperature requirements.

FEATURES AND BENEFITS

1 PISTON SENSING ELEMENT Perfect for use in challenging conditions.	2 0.04% DECAYING PRESSURE EFFECT Stable outlet pressure under varying inlet conditions.	3 'INTERSTAGE' RELIEF VALVE OPTION Ability to protect first stage from over pressurisation.	4 40 MICRON INLET FILTER First stage soft seat protection from system contamination.
---	---	---	--

Product availability and specifications contained herein are subject to change without notice. Consult local distributor or factory for potential revisions and/or service related issues. Pressure Tech Ltd support with product selection recommendations only - it is the users responsibility to ensure the product is suitable for their specific application requirements.



PRESSURE TECH LTD
 Unit 24, Graphite Way, Hadfield, Glossop, Derbyshire, UK, SK13 1QH
 +44 (0)1457 899 307 | sales@pressure-tech.com | www.pressure-tech.com
DESIGNED, MANUFACTURED AND BUILT IN THE UK
 © 2024 Pressure Tech Ltd. All Rights Reserved.

TS311 Datasheet

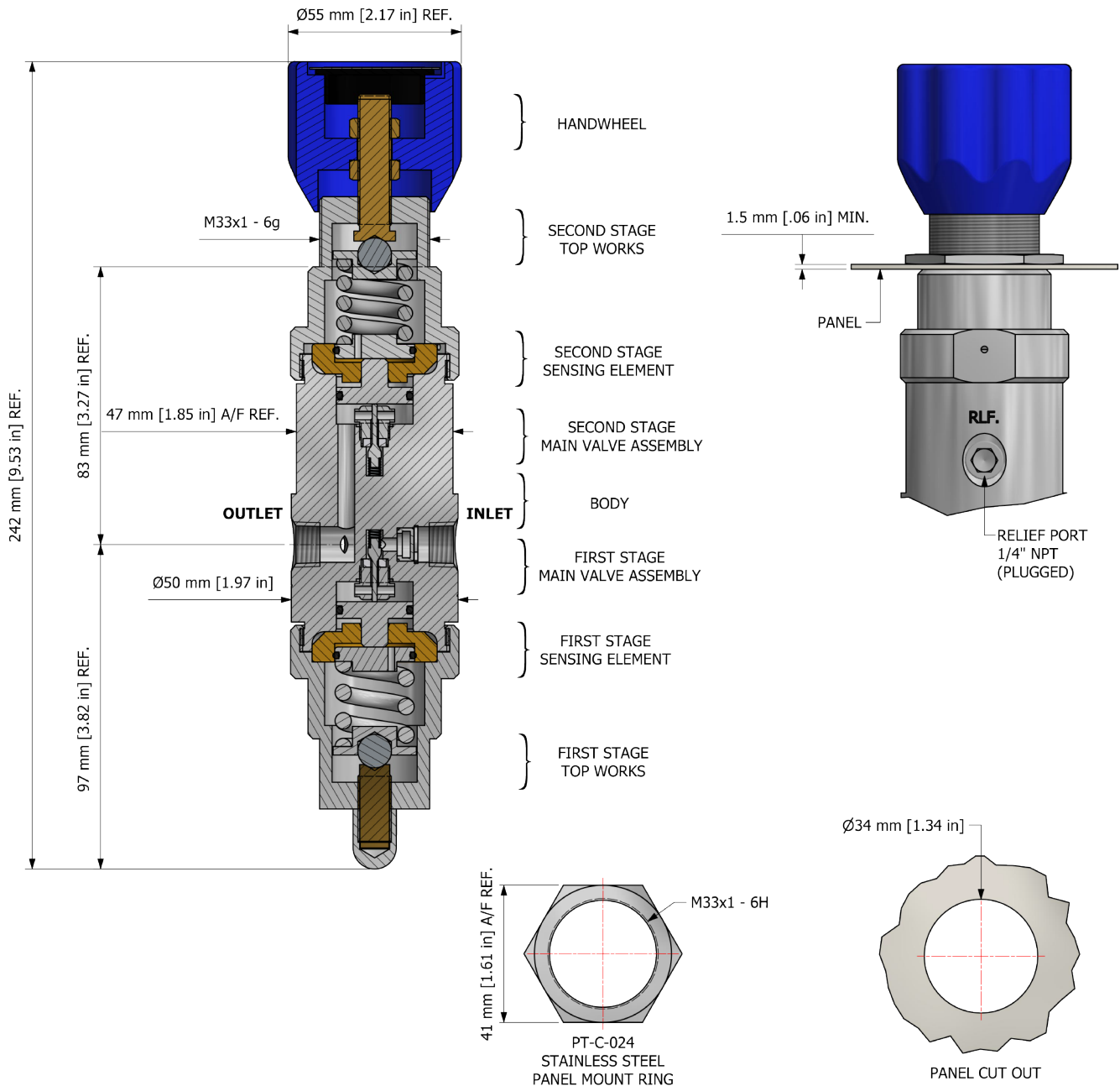
TWO-STAGE PRESSURE REGULATOR



● Gas ● Liquid | ● Diaphragm ● Piston | ● Self-Venting ● Non-Venting | Max Inlet: 414 bar (6,000 psi) | Max Outlet: 20 bar (290 psi) | Cv 0.06

DRAWINGS AND INSTALLATION DIMENSIONS

Dimensions shown for 1/4" NPT option and standard configurations only – please contact the office for other options.



Note:
All gauge ports are 1/4" NPT as standard.

Product availability and specifications contained herein are subject to change without notice. Consult local distributor or factory for potential revisions and/or service related issues. Pressure Tech Ltd support with product selection recommendations only - it is the users responsibility to ensure the product is suitable for their specific application requirements.



PRESSURE TECH LTD
 Unit 24, Graphite Way, Hadfield, Glossop, Derbyshire, UK, SK13 1QH
 +44 (0)1457 899 307 | sales@pressure-tech.com | www.pressure-tech.com
DESIGNED, MANUFACTURED AND BUILT IN THE UK
 © 2024 Pressure Tech Ltd. All Rights Reserved.

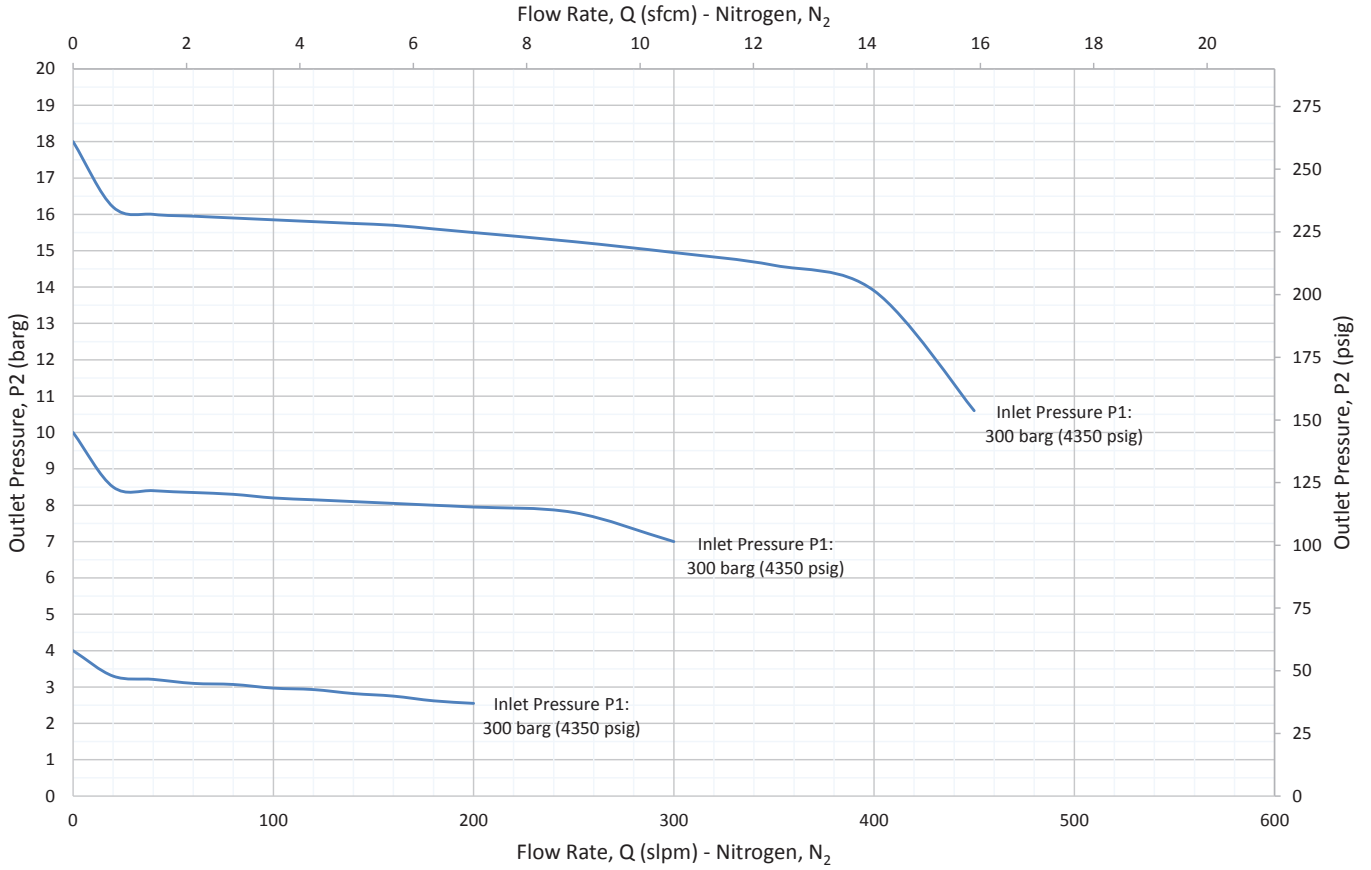
TS311 Datasheet

TWO-STAGE PRESSURE REGULATOR

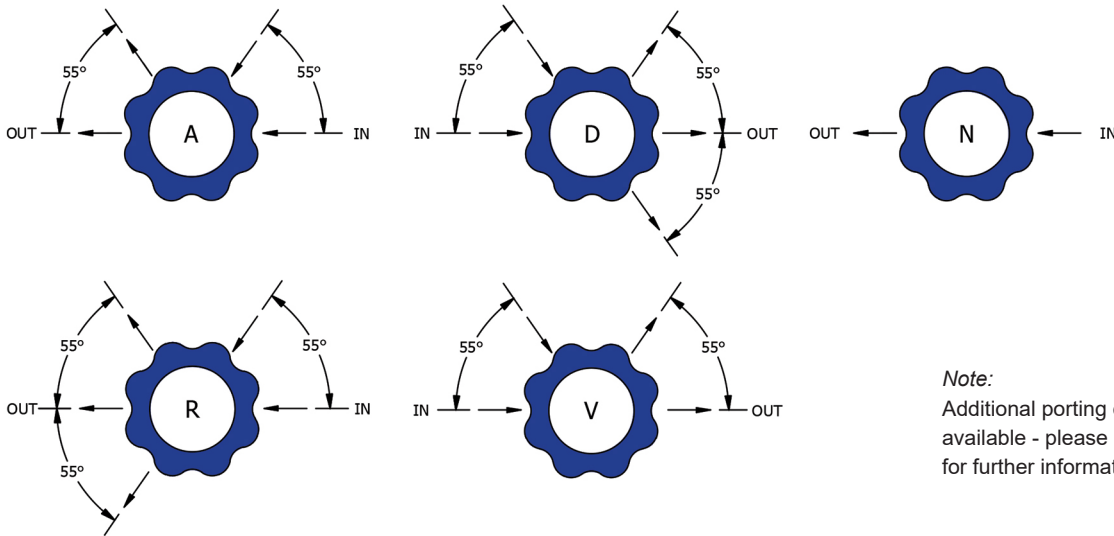


Gas
 Liquid
 Diaphragm
 Piston
 Self-Venting
 Non-Venting
 Max Inlet: 414 bar (6,000 psi)
 Max Outlet: 20 bar (290 psi)
 Cv 0.06

FLOW CURVE



PORTING CONFIGURATIONS



Note: Additional porting configurations are available - please contact the office for further information.

Product availability and specifications contained herein are subject to change without notice. Consult local distributor or factory for potential revisions and/or service related issues. Pressure Tech Ltd support with product selection recommendations only - it is the users responsibility to ensure the product is suitable for their specific application requirements.



PRESSURE TECH LTD
 Unit 24, Graphite Way, Hadfield, Glossop, Derbyshire, UK, SK13 1QH
 +44 (0)1457 899 307 | sales@pressure-tech.com | www.pressure-tech.com
DESIGNED, MANUFACTURED AND BUILT IN THE UK
 © 2024 Pressure Tech Ltd. All Rights Reserved.

TS311 Datasheet

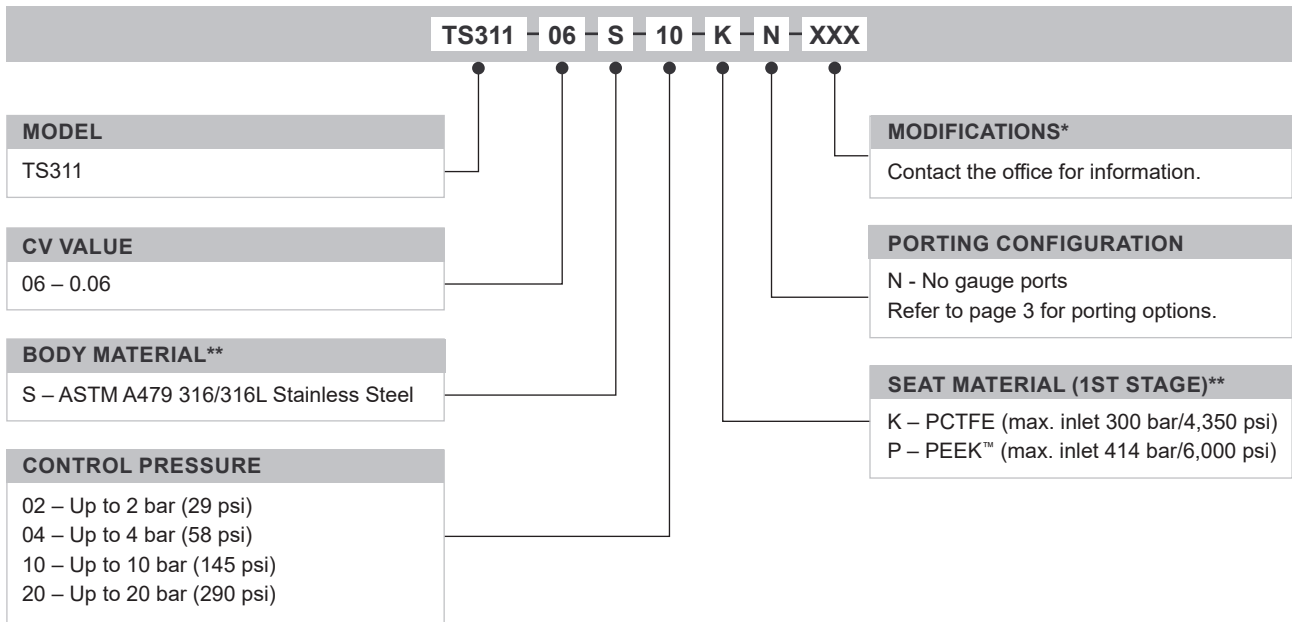
TWO-STAGE PRESSURE REGULATOR



Gas
 Liquid
 Diaphragm
 Piston
 Self-Venting
 Non-Venting
 Max Inlet: 414 bar (6,000 psi)
 Max Outlet: 20 bar (290 psi)
 Cv 0.06

ORDERING INFORMATION

To build a Pressure Tech part number, simply combine the characters identified below in sequence:



OPTIONAL EXTRAS		
	PART NUMBER	DESCRIPTION
Service Kit	SRK-TS311-06-U-K-23-V	PCTFE seat and FKM/FPM seals
Service Kit	SRK-TS311-06-U-P-23-V	PEEK™ seat and FKM/FPM seals
Panel Mounting Ring	PT-C-024	-

Note: Ancillary Equipment also available. Please contact the office for further information.

TRADEMARKS: PEEK™ is a trademark of Victrex PLC
Inconel® is a registered trademark of Inco Alloys International

* Where applicable
** Other materials may be available

Product availability and specifications contained herein are subject to change without notice. Consult local distributor or factory for potential revisions and/or service related issues.
Pressure Tech Ltd support with product selection recommendations only - it is the users responsibility to ensure the product is suitable for their specific application requirements.



PRESSURE TECH LTD
Unit 24, Graphite Way, Hadfield, Glossop, Derbyshire, UK, SK13 1QH
+44 (0)1457 899 307 | sales@pressure-tech.com | www.pressure-tech.com
DESIGNED, MANUFACTURED AND BUILT IN THE UK
© 2024 Pressure Tech Ltd. All Rights Reserved.

251124